

FINANCIAL STATEMENTS (Un-Audited)
For the period from 01.01.2015 to 30.09.2015



THE IBN SINA PHARMACEUTICAL INDUSTRY LTD.

House No. 41, Road No. 10/A, Dhanmondi ,

Dhaka-1209, Bangladesh.

THE IBN SINA PHARMACEUTICAL INDUSTRY LTD.

House # 41, Road # 10/A, Dhanmondi, Dhaka-1209

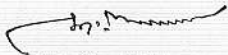
As per requirement of the Bangladesh Securities & Exchange Commission's (BSEC) Notification No. SEC/CMRCD/2008-183/Admin/03-34 dated September 27, 2009, The IBN SINA Pharmaceutical Industry Ltd. is pleased to submit the un-audited Financial Statements for the nine months period ended 30th September, 2015.

STATEMENT OF FINANCIAL POSITION (Un-Audited)


As at 30th September, 2015

		Amount in Taka	
Notes	As at 30.09.2015	As at 31.12.2014	
ASSETS:			
Non-Current Assets:			
Property, Plant and Equipment	02	540,686,347	515,907,382
Investment in Marketable Securities (AFS)	03	341,505,670	266,587,581
		882,192,017	782,494,963
Current Assets :			
Inventories	04	162,364,259	150,047,338
Sundry Debtors		5,230,395	4,783,652
Advances, Deposits & Prepayments	05	112,056,309	99,815,239
Cash & Cash Equivalents	06	159,186,571	158,038,368
		438,837,534	412,684,597
TOTAL ASSETS		<u>1,321,029,551</u>	<u>1,195,179,560</u>
SHAREHOLDERS' EQUITY AND LIABILITIES:			
Shareholders' Equity:			
Share Capital		224,532,000	213,840,000
Net Gain on Marketable Securities (AFS)	03	273,644,021	206,217,741
Tax Holiday Reserve		4,392,110	4,392,110
Retained Earnings	07	260,718,096	254,894,853
		763,286,227	679,344,704
Non-Current Liabilities			
Deferred Tax Liability	08	192,387,486	84,044,694
	09	43,868,458	30,841,557
Current Liabilities:			
Bank Finance & Other Credits	10	122,735,738	200,200,957
Accounts and Other Payables	11	198,751,642	200,747,648
		321,487,380	400,948,605
TOTAL SHAREHOLDERS' EQUITY AND LIABILITIES		<u>1,321,029,551</u>	<u>1,195,179,560</u>


(Md. Jasim Uddin, FCA)
Chief Financial Officer


(Md. Shahid Farooqui, FCS)
Company Secretary

Dated, Dhaka
October 25, 2015


(Prof. Dr. A.K.M. Sadrul Islam)
Managing Director (Acting)


(Shah Abdul Hannan)
Chairman

THE IBN SINA PHARMACEUTICAL INDUSTRY LTD.
STATEMENT OF PROFIT OR LOSS AND OTHER COMPREHENSIVE INCOME (Un-Audited)
For the period from 1st January to September 30, 2015

Amount in Taka				
Notes	1st Jan 2015 to 30th Sept 2015	1st Jan 2014 to 30th Sept 2014 (Restated)	1st July 2015 to 30th Sept 2015	1st July 2014 to 30th Sept 2014 (Restated)
Turnover and Other income	2,223,378,458	1,970,236,676	734,746,540	725,826,012
Cost of goods sold	<u>(1,334,406,746)</u>	<u>1,187,726,972)</u>	<u>(438,971,376)</u>	<u>(436,103,575)</u>
Gross Profit	888,971,712	782,509,704	295,775,164	289,722,437
Operating Expenses:				
Administrative expenses	13 (56,942,828)	(45,884,652)	(19,012,597)	(9,988,288)
Selling & Distribution expenses	14 <u>(713,595,083)</u>	<u>(650,419,354)</u>	<u>(232,407,031)</u>	<u>(248,517,850)</u>
	<u>(770,537,911)</u>	<u>(696,304,006)</u>	<u>(251,419,628)</u>	<u>(258,506,138)</u>
Operating Profit	118,433,801	86,205,698	44,355,536	31,216,299
Finance Charges	<u>(3,423,764)</u>	<u>(3,355,413)</u>	<u>(1,272,591)</u>	<u>(2,100,746)</u>
Workers' P.P. Fund & Welfare Fund	115,010,037	82,850,285	43,082,945	29,115,553
	<u>(5,476,668)</u>	<u>(3,945,252)</u>	<u>(2,051,569)</u>	<u>(1,386,455)</u>
Net Profit before tax	109,533,369	78,905,033	41,031,376	27,729,098
Less: Income tax expenses				
Current tax	09 23,331,034	21,698,884	10,257,844	7,625,502
Deferred tax	5,535,092	<u>(3,361,682)</u>	5,418,572	<u>(3,155,599)</u>
	28,866,126	18,337,202	15,676,416	4,469,903
Net Profit after tax	80,667,243	60,567,831	25,354,960	23,259,195
Other Comprehensive Income:				
Change in fair value of Marketable Securities (AFS)	03 74,918,089	<u>(69,314,895)</u>	147,777,965	<u>(4,327,092)</u>
Deferred tax	<u>(7,491,809)</u>	6,931,490	<u>(14,777,796)</u>	432,709
Total other comprehensive income for the period, net of tax	<u>67,426,280</u>	<u>(62,383,405)</u>	133,000,169	<u>(3,894,383)</u>
Total other comprehensive income for the period 30th September, 2015	<u>148,093,523</u>	<u>(1,815,574)</u>	<u>158,355,129</u>	<u>19,364,812</u>
Earnings per share-basic (restated-2014)	<u>3.59</u>	<u>2.70</u>	<u>1.13</u>	<u>1.04</u>
Net Asset Value (NAV) per share	<u>33.99</u>	<u>30.27</u>		


(Md. Jasim Uddin, FCA)
Chief Financial Officer


(Md. Shahid Farooqui, FCS)
Company Secretary

Dated, Dhaka
October 25, 2015


(Prof. Dr. A.K. M. Sadrul Islam)
Managing Director (Acting)


(Shah Abdul Hannan)
Chairman

THE IBN SINA PHARMACEUTICAL INDUSTRY LTD.

STATEMENT OF CHANGES IN EQUITY (Un-Audited)

For the period from 1st January to September 30, 2015

Amount in Taka

Particulars	Paid up Capital	Tax Holiday Reserve	Gain on Marketable Securities (Unrealized)	Retained Earnings	Total
Balance as at 1st January, 2014	194,400,000	4,392,110	279,141,244	195,656,433	673,589,787
Dividend for the year, 2013	19,440,000	-		(68,040,000)	(48,600,000)
Total Comprehensive Income/(Loss)-2014			(72,923,503)	127,278,420	54,354,917
Balance as at 1st January, 2015	213,840,000	4,392,110	206,217,741	254,894,853	679,344,704
Total Comprehensive Income/(Loss) for the period ended 30th September, 2015			67,426,280	80,667,243	148,093,523
Dividend for the year, 2014 (Cash-30%)				(64,152,000)	(64,152,000)
Dividend for the year, 2014 (Stock-05%)	10,692,000			(10,692,000)	-
Balance as at 30th September, 2015	224,532,000	4,392,110	273,644,021	260,718,096	763,286,227

STATEMENT OF CHANGES IN EQUITY (Un-Audited)

For the period from 1st January to September 30, 2014

Restated

Amount in Taka


Particulars	Paid up Capital	Tax Holiday Reserve	Gain on Marketable Securities (Unrealized)	Retained Earnings	Total
Balance as at 1st January, 2013	162,000,000	4,392,110	296,770,285	165,179,622	628,342,017
Dividend for the year, 2012	32,400,000	-		(56,700,000)	(24,300,000)
Statement of profit or loss and other comprehensive Income, 2013			(17,629,041)	87,176,811	69,547,770
Balance as at 1st January, 2014	194,400,000	4,392,110	279,141,244	195,656,433	673,589,787
Dividend for the year, 2013 (Cash-25%)				(48,600,000)	(48,600,000)
Dividend for the year, 2013 (Stock-10%)	19,440,000			(19,440,000)	-
Statement of profit or loss and other Comprehensive Income for the period ended 30th September, 2014			(62,383,405)	60,567,831	(1,815,574)
Balance as at 30th September, 2014	213,840,000	4,392,110	216,757,839	188,184,264	623,174,213


(Md. Jasim Uddin, FCA)
Chief Financial Officer


(Md. Shahid Farooqui, FCS)
Company Secretary

Dated, Dhaka
October 25, 2015


(Prof. Dr. A.K. M. Sadrul Islam)
Managing Director (Acting)


(Shah Abdul Hannan)
Chairman